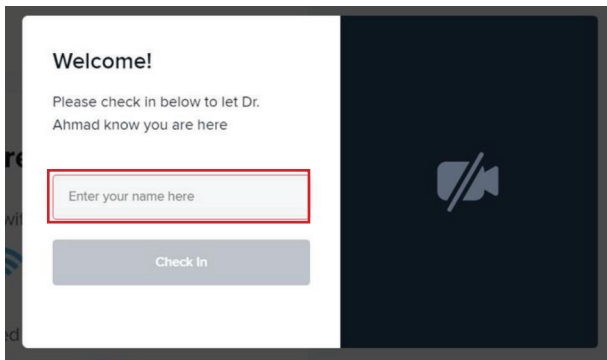


- For new appointments, please call your practice to schedule an appointment.
- For existing appointments, the practice will call you to change your appointment to a virtual care option.

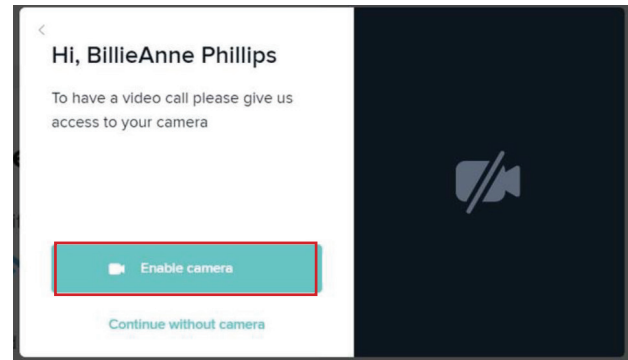
Below are simple instructions and pictures to help you with your video visit using a computer. If you have any questions, please contact your provider.

1. At the time of your visit, click the link you received in your appointment email. Use Google Chrome or Mozilla Firefox.

Enter your first and last name. Click **Check-in.**

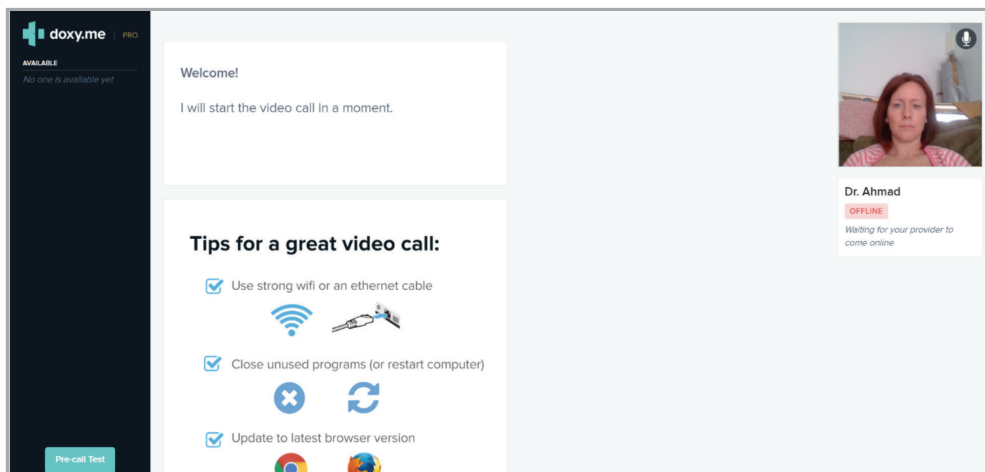


2. Select **Enable camera.**



3. You will be placed in your provider's waiting room.

Your provider may show as "available," "on a call" or "offline." Your provider will join your visit as soon as possible. Once the provider joins, you will be connected to your provider.



Please call your practice if you have any questions or issues.