


CAROLINAS COLLEGE OF HEALTH SCIENCES

# FACT 2016 BOOK







# TABLE OF CONTENTS

## STUDENT ENROLLMENT

New Students Enrolled in Fall 2016 .....	5
Application and Enrollment Numbers .....	5
Total Number of Students by Program: Fall Enrollment .....	5
Student-to-Faculty Ratio .....	6
Lifelong Learning and Continuing Education Completions .....	6

## STUDENT ACHIEVEMENT

Graduation Rates at 150% by Program .....	7
Board, Licensure, and Certification Pass Rates by Program .....	7
Placement Rates by Program .....	8
Placement Rates within Carolinas HealthCare System by Program .....	8

## FACULTY & STAFF

Faculty and Staff Demographics .....	9
Faculty Members by Category .....	9

## COST / STUDENT FINANCIAL RESOURCES

Tuition and Fees .....	10
Student Financial Resources .....	10
Federal Direct Stafford Loan Default Rates .....	10

## EXPENDITURES & RESOURCES

CCHS Financials .....	11
Development Funds .....	11

# ABOUT THE COLLEGE

The mission of Carolinas College of Health Sciences is to educate future healthcare providers by integrating theoretical concepts with clinical experiences. Partnering with Carolinas Medical Center and serving Carolinas HealthCare System, the college focuses on preparing individuals for employment in general and specialized healthcare fields. The college is committed to:

- Maintaining a structure that supports the college's mission, guides future development, provides resources, and integrates the college into the community
- Providing resources and services to promote a learning environment that facilitates student success
- Striving for excellence in educating entry-level and specialized practitioners to be competent in providing healthcare services in a variety of settings



## ACADEMIC PROGRAMS OFFERED

### Associate of Applied Science degrees:

- Nursing
- Radiologic Technology
- Surgical Technology

### Associate of Science degree in General Studies

#### Diploma:

- Surgical Technology

#### Certificates:

- Histotechnology
- Medical Laboratory Science
- Nurse Aide I and II
- Phlebotomy
- Radiation Therapy
- Specialist in Blood Banking/Medical Transfusion

### Single courses in general studies and continuing education

## ACCREDITATION

### Institutional Accreditation

Carolinas College of Health Sciences is accredited by the Southern Association of Colleges and Schools Commission on Colleges to award associate degrees. Contact the Commission on Colleges at 1866 Southern Lane, Decatur, Georgia 30033-4097 or call 404-679-4500 for questions about the accreditation of Carolinas College of Health Sciences.


### Program-Specific Accreditations and Approvals

- Commission on Accreditation of Allied Health Education Programs (CAAHEP)
- Joint Review Committee on Education in Radiologic Technology (JRCERT)
- National Accrediting Agency for Clinical Laboratory Sciences (NAACLS)
- Accreditation Commission for Education in Nursing (ACEN)
- North Carolina Board of Nursing (NCBON)
- North Carolina State Approving Agency for Veterans Benefits
- North Carolina Department of Health and Human

# STUDENT ENROLLMENT

During all of 2016, 623 distinct students enrolled at Carolinas College of Health Sciences. 447 of the 623 students were enrolled for the fall term. 1448 individuals applied for admission to the college that year — with only 39.2% being accepted. Of those selected, 363 students or

**363** TOTAL NEW STUDENTS ENROLLED IN 2016



<b>Students Enrolled in Fall 2016</b>	447
<b>Male</b>	9%
<b>Minority</b>	27%
<b>Median Age</b>	24.5
<b>Part-Time</b>	89%
<b>Receiving Financial Aid:</b>	84%
<b>New Students with Previous College Experience:</b>	90%
<b>New Students Average SAT (Reading and Math):</b>	1080
<b>New Students Average High School GPA:</b>	3.54

## Application and Enrollment Numbers

	2014	2015	2016
Applications	1765	1812	1448
Accepted	490	486	567
Program Starts	383	361	363
Selectivity	28%	27%	39%
Admission Yield	78%	74%	64%

## Total Number of Students by Program: Fall Enrollment

	2014	2015	2016
General Studies	144	141	128
Histotechnology	4	4	4
Medical Laboratory	13	13	12
Nursing	256	252	250
Radiation Therapy	11	9	6
Radiologic Technology	33	35	30
Surgical Technology	25	20	17
<b>COLLEGE TOTAL</b>	<b>486</b>	<b>474</b>	<b>447</b>

All percentages are rounded to the nearest whole number.

For the past three years, CCHS's student-to-faculty ratio has remained 7:1, providing students with individualized attention helping to ensure their

**7:1**


**STUDENT-TO-FACULTY RATIO  
FROM 2014 TO 2016**

**Lifelong Learning and Continuing Education Completions**

	2014	2015	2016
Anesthesia Technician	55	32	9
IV Therapy	30	23	17
Nurse Aide I	291	251	195
Nurse Aide II	22	8	13
Phlebotomy	20	12	24
Phlebotomy Skills Update	91	76	72
Total Healing Touch	75	81	69
Other	275	263	201
<b>TOTAL</b>	<b>859</b>	<b>746</b>	<b>600</b>



# STUDENT ACHIEVEMENT ☆



## 2016 OVERALL GRADUATION RATE

*(Graduating within 150% of Traditional Program Length)*

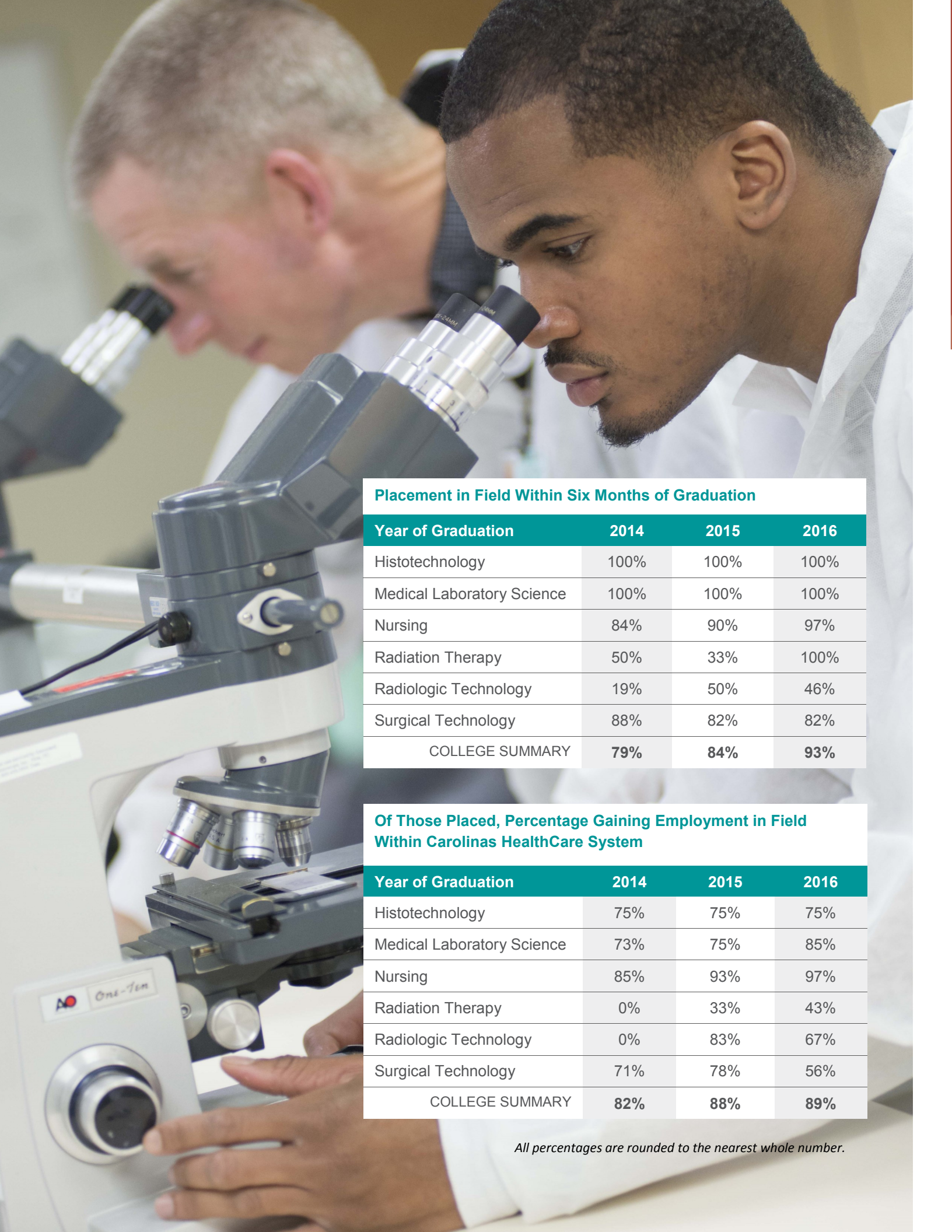
### Graduation Rates College-Wide Within 150% of Traditional Program Length

	2014	2015	2016
Histotechnology	100%	100%	100%
Medical Laboratory Science	85%	100%	92%
Nursing	83%	88%	87%
Radiation Therapy	89%	67%	90%
Radiologic Technology	74%	89%	78%
Surgical Technology - Diploma	64%	93%	63%
Surgical Technology - AAS		100%	43%
General Education		0%	0%
COLLEGE SUMMARY	<b>82%</b>	<b>80%</b>	<b>77%</b>

### First Attempt Pass Rates on National Tests

	2014	2015	2016	2016 National Average
Histotechnology	67%	100%	100%	73%
Medical Laboratory Science	100%	100%	100%	80%
Nursing	90%	96%	92%	85%
Radiation Therapy	100%	88%	100%	88%
Radiologic Technology	100%	100%	100%	87%
Surgical Technology	89%	83%	100%	77%
COLLEGE SUMMARY	<b>91%</b>	<b>95%</b>	<b>95%</b>	

*All percentages are rounded to the nearest whole number.*



### Placement in Field Within Six Months of Graduation

Year of Graduation	2014	2015	2016
Histotechnology	100%	100%	100%
Medical Laboratory Science	100%	100%	100%
Nursing	84%	90%	97%
Radiation Therapy	50%	33%	100%
Radiologic Technology	19%	50%	46%
Surgical Technology	88%	82%	82%
<b>COLLEGE SUMMARY</b>	<b>79%</b>	<b>84%</b>	<b>93%</b>

### Of Those Placed, Percentage Gaining Employment in Field Within Carolinas HealthCare System

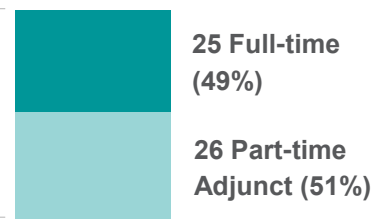
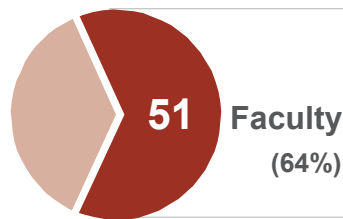
Year of Graduation	2014	2015	2016
Histotechnology	75%	75%	75%
Medical Laboratory Science	73%	75%	85%
Nursing	85%	93%	97%
Radiation Therapy	0%	33%	43%
Radiologic Technology	0%	83%	67%
Surgical Technology	71%	78%	56%
<b>COLLEGE SUMMARY</b>	<b>82%</b>	<b>88%</b>	<b>89%</b>

*All percentages are rounded to the nearest whole number.*



# FACULTY & STAFF

**80** TOTAL NUMBER OF  
FACULTY AND STAFF  
IN 2016




## Faculty and Staff Demographics

	2014	2015	2016
Men	8	8	9
Women	76	77	71
% Men	10%	9.9%	11%
Minority	14	18	20
Nonminority	70	67	60

## Faculty Members by Category

Total full-time faculty	26	27	25
Total part-time faculty	12	11	11
Total adjunct faculty	6	7	9
Total PRN faculty	8	8	6



*All percentages are rounded to the nearest whole number.*

# COST / STUDENT FINANCIAL RESOURCES

## Tuition and Fees

	2014	2015	2016
Health Care Program Courses (per credit hour)	317	325	333
General Studies and Health	260	266	273
Histotechnology	7,875	8,072	8,274
Medical Laboratory Science	7,875	8,072	8,274
Radiation Therapy	8,000	8,200	8,405
Nurse Aide I	595	595	650
Nurse Aide II	750	750	750
Phlebotomy	625	625	625
Specialist in Blood Bank Technology/Transfusion Medicine	2,800	2,800	2,800
Application Fee	50	50	50
Activity Fee (per semester)	25	25	25
Technology Fee (per semester)	175	175	175
Graduation Fee	125	125	125

## Student Financial Resources

	2014	2015	2016
Loans	3,211,443	3,205,000	3,001,378
Grants	281,356	355,770	346,530
Scholarships	77,924	89,570	89,350
Work	18,350	20,720	22,637
Other Sources	495,378	380,190	472,764

## Federal Direct Stafford Loan Default Rates

	2014: 2011 Cohort	2015: 2012 Cohort	2016: 2013 Cohort
3-Year Rate	5.4%	0.6%	3.8%
National Avg.	13.7%	11.8%	11.3%

# EXPENDITURES & RESOURCES %



CCHS's financial outlook

## CCHS Financials

	2014	2015	2016
Revenue	8,416,631	8,590,847	8,522,104
Expense	8,378,577	8,499,895	8,386,840
Bad Debt Reserve	(779,101)		300,000
<b>Operating Margin</b>	<b>-741,047*</b>	<b>90,952</b>	<b>435,264**</b>

\* Bad debt reserve was increased by \$779,101 based upon audit recommendations.

\*\* Bad debt reserve was decreased by \$300,000 based on financial services review.

## Development Funds

	2014	2015	2016
CCHS Advancement Fund	585,578	581,790	679,281
Carolinas Endowment	1,614,492	1,600,364	1,806,228
<b>Total Fund Balance</b>	<b>2,200,070</b>	<b>2,182,154</b>	<b>2,485,509</b>





To learn more about Carolinas College of Health Science,  
Visit our website at [CarolinanCollege.edu](http://CarolinanCollege.edu).

1200 Blythe Boulevard, Charlotte, North Carolina 28203 / 704-355-5043