



**Atrium Health**  
Levine Children's



## Atrium Health Levine Children's **Primary Care Video Visit Instruction Guide**

Video Visit Instruction for

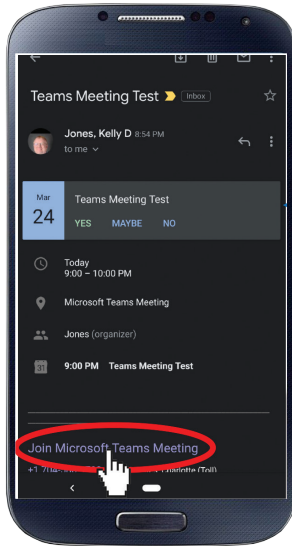
iOS ..... Page 2

Android..... Page 4

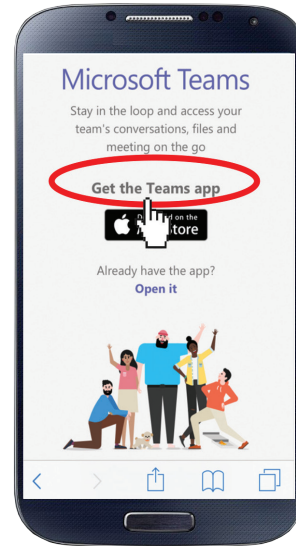
PC ..... Page 6

# Video Visit Instructions for iOS Device

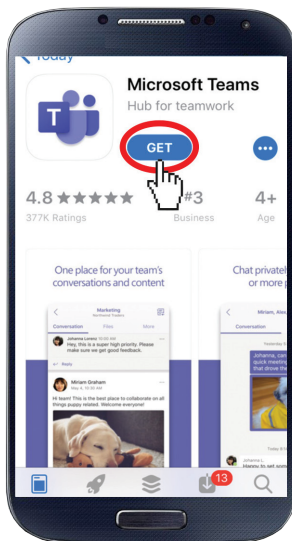
- 1** A. You will receive a **meeting invite via email**.  
B. Click on the **Join Microsoft Teams Meeting** link in the email.



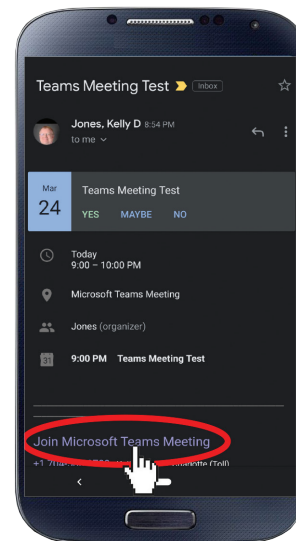
- 2** C. The Microsoft Teams website will open.  
D. Click on the **Get Teams App** link.



- 3** E. You will be directed to the App Store.  
Click to **install the Microsoft Teams app**.  
F. Once the install is complete, click **Open**.



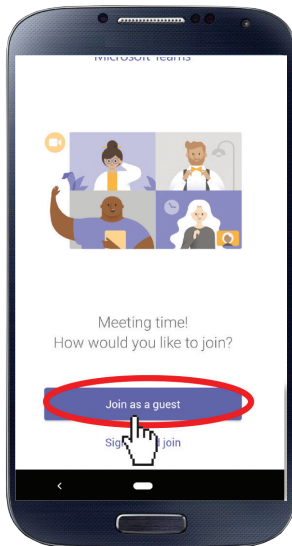
- 4** G. Go back to the **original email invite**.  
H. Click the **Join Microsoft Teams Meeting** link again.



# Video Visit Instructions for iOS Device

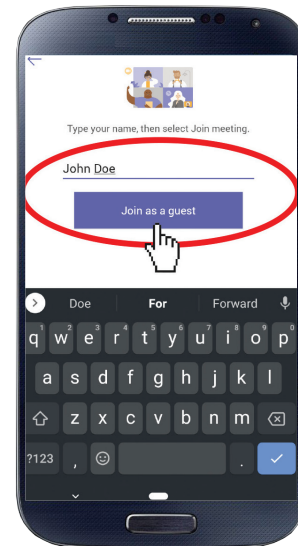
**5** I. The Microsoft Teams app will automatically open on the phone.

J. Click to **Join as a guest**.

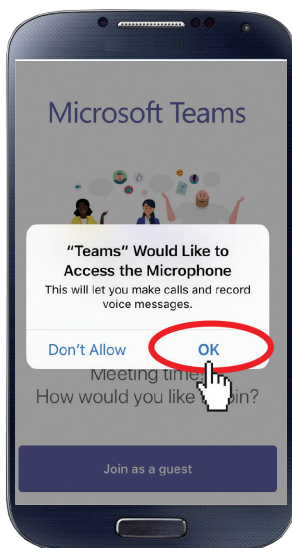


**6** K. Type in your name.

L. Once name is typed, click the **Join as a guest** button.

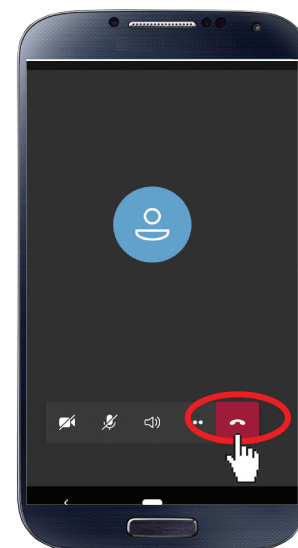


**7** M. When asked, click **Allow** in order to grant permissions required for the Microsoft Teams app.



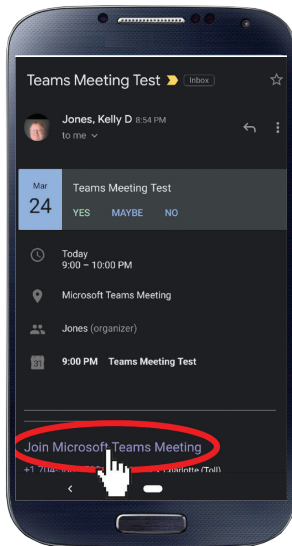
**8** N. You are now **participating in the meeting** with options to enable video and audio.

O. You can end the meeting with the red phone icon.

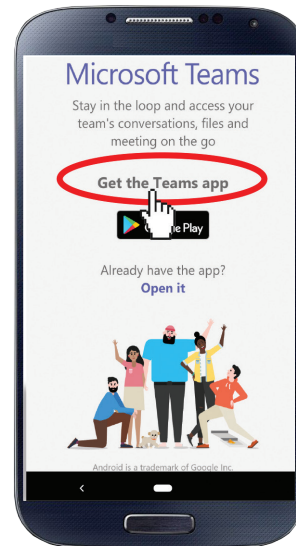


# Video Visit Instructions for Android Device

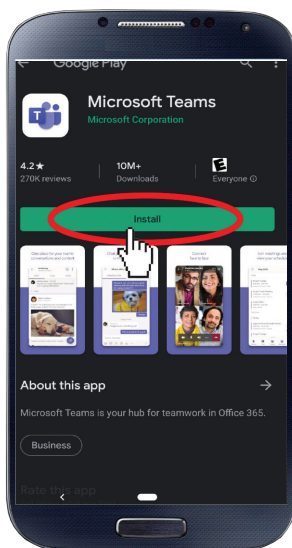
- 1** A. You will receive a **meeting invite via email**.  
B. Click on the **Join Microsoft Teams Meeting** link in the email.



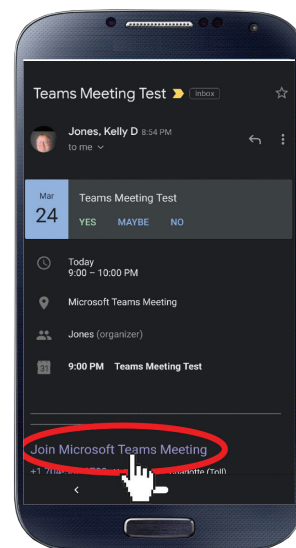
- 2** C. The Microsoft Teams website will open.  
D. Click on the **Get Teams App** link.



- 3** E. You will be directed to the Google Play store.  
Click to **install** the Microsoft Teams app.  
F. Once the install is complete, click **Open**.



- 4** G. Go back to the **original email invite**.  
H. Click the **Join Microsoft Teams Meeting** link again.

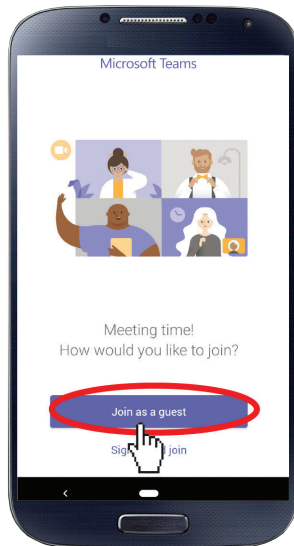




# Video Visit Instructions for Android Device

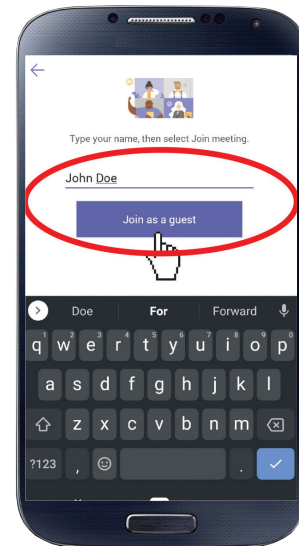
**5** I. The Microsoft Teams app will automatically open on the phone.

J. Click to **Join as a guest**.

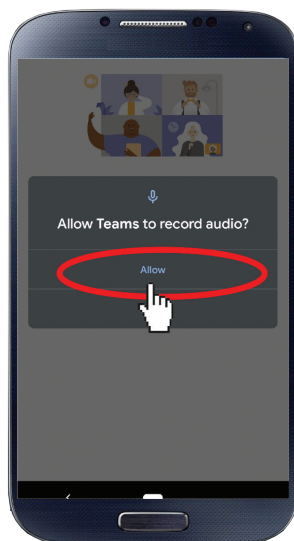


**6** K. Type in your name.

L. Once name is typed, click the **Join as a guest** button.

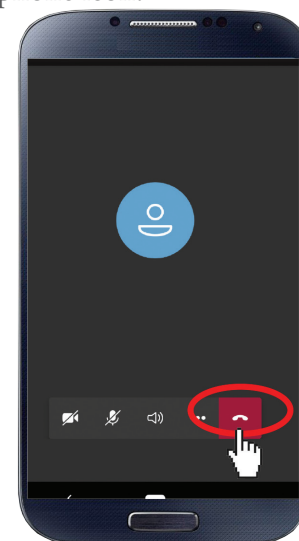


**7** M. When asked, click **Allow** in order to grant permissions required for the Microsoft Teams app.



**8** N. You are now **participating in the meeting** with options to enable video and audio.

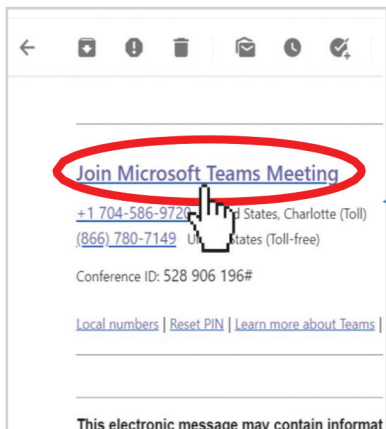
O. You can end the meeting with the red phone icon.



# Video Visit Instructions for PC

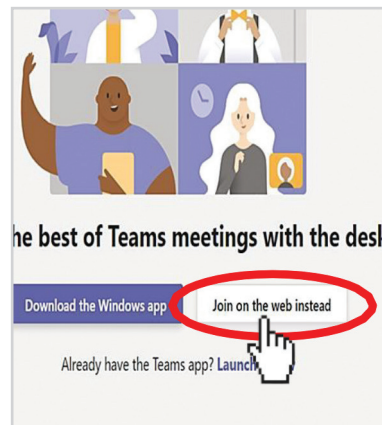
**1** A. You will receive a **meeting invite via email**.

B. Click on the **Join Microsoft Teams Meeting** link at the bottom of the email.

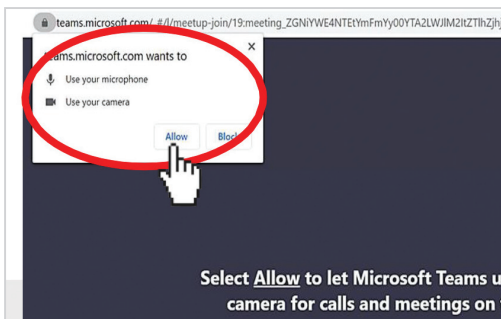


**2** C. The Microsoft Teams website will open.

D. Click on the **Join on the web instead** link.

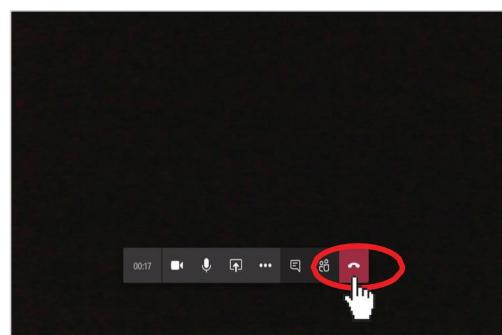


**3** E. Click **Allow** in order to grant Microsoft Teams the permissions it needs to fully function.



**5** G. You are now **participating in the meeting** with options to enable video and audio.

H. You can end the meeting with the red phone icon.



**4** F. **Enter your name** and click **Join Now** in order to enter the meeting.

